


# Rolls

## FLOODED DEEP CYCLE BATTERY

**S6 145**



Series	4000	Warranty	3 Years
Volts	6	BCI	GC2H
Cells	3	Plates/Cell	17
Terminal Type	DT		
Included Hardware	S/S Hex Cap Screw, Nut, Lock & Flat Washer		
Size & Thread	5/16"-18 x 1-1/2"		

### Charge

Charge Voltage Range	2.45-2.5 V/cell @ 25°C (77°F)
Float Voltage Range	2.25 V/cell @ 25°C (77°F)
Recommended Charge Current Capacity (String)	30 A
Maximum Charge Current (String)	50 A
Self-Discharge Rate	5%-10% per month at 25°C (77°F)

### Capacity

Cold Crank Amps (CCA) 0°F / -17°C	710
Marine Crank Amps (MCA) 32°F / 0°C	888
Reserve Capacity (RC @ 25A)	484 Minutes
Reserve Capacity (RC @ 75A)	127 Minutes

Hour Rate	Capacity / AMP Hour	Current / AMPS
@ 100 Hour Rate	<b>320 AH</b>	<b>3.20 A</b>
@ 72 Hour Rate	<b>315 AH</b>	<b>4.38 A</b>
@ 50 Hour Rate	<b>298 AH</b>	<b>5.95 A</b>
@ 20 Hour Rate	<b>250 AH</b>	<b>12.50 A</b>
@ 15 Hour Rate	<b>238 AH</b>	<b>15.83 A</b>
@ 10 Hour Rate	<b>220 AH</b>	<b>22.00 A</b>
@ 8 Hour Rate	<b>215 AH</b>	<b>26.88 A</b>
@ 5 Hour Rate	<b>198 AH</b>	<b>39.50 A</b>
@ 1 Hour Rate	<b>100 AH</b>	<b>100.00 A</b>

Ampere hour capacity ratings based on specific gravity of 1.280. Reduce capacities 5% for specific gravity of 1.265 and 10% for 1.250.

### Specifications



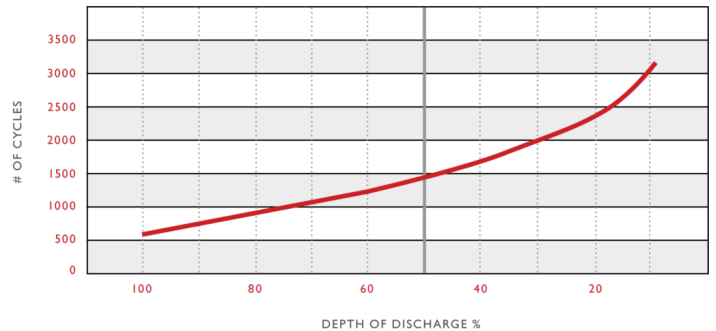
SAI GLOBAL  
ISO 9001  
Quality

Weight	32 kg	70.5 lbs
Length	25.9 cm	10.19"
Width	18.1 cm	7.13"
Height Inc. Term.	29 cm	11.4"

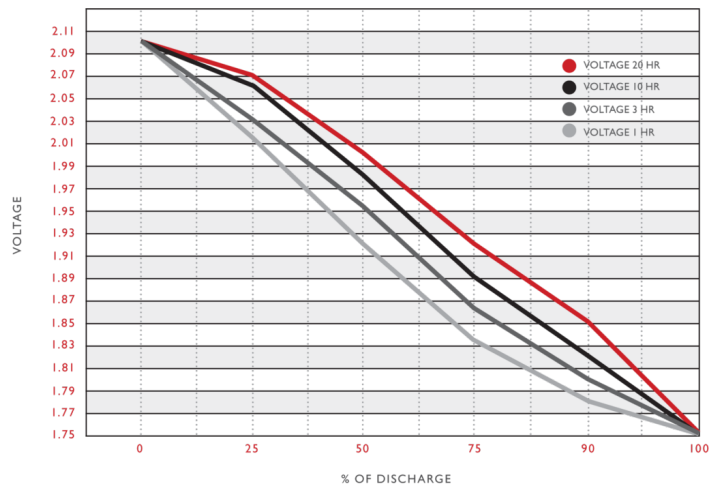
Product measurements & weights are calculated based on sample data. Individual specifications are subject to vary due to the manufacturing process, battery components & electrolyte levels.

Electrolyte Reserve	44 mm	1.75"
Container	Polypropylene	
Cover	Polypropylene	
Handles	Top Molded Strap Brackets	

### Cycle Life vs. Depth of Discharge



### Voltage vs. Depth of Discharge



Rev.#1 | March 2019